



454036, . . . , 13  
.: (351) 248-82-40, 793-99-29



628400, . . . , 27/1, " "  
( " " )  
. (3462)79-93-82, 51-77-85




1.




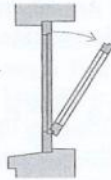
1.1



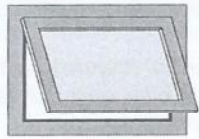
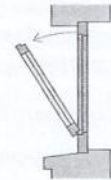
## Виды окон и поворотных систем




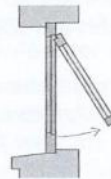
Откидывающееся вовнутрь



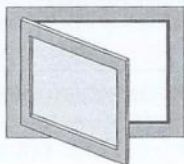
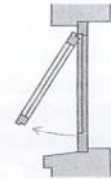
Откидывающееся наружу



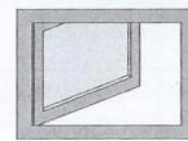
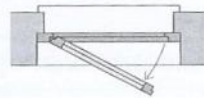
Захлопывающееся вовнутрь



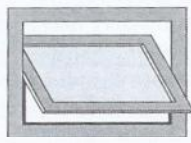
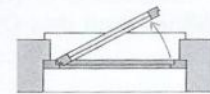
Захлопывающееся наружу



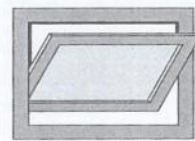
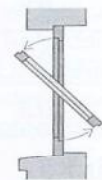
Поворотное вовнутрь



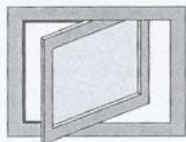
Поворотное наружу



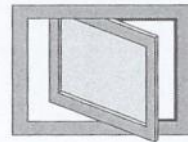
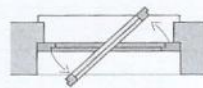
Качающееся вниз вовнутрь



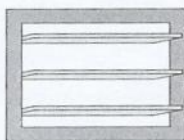
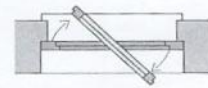
Качающееся вниз наружу



Вращающееся налево вовнутрь



Вращающееся налево наружу



Ламели





GEZE



GEZE

OL 90N, OL 95, OL 100.

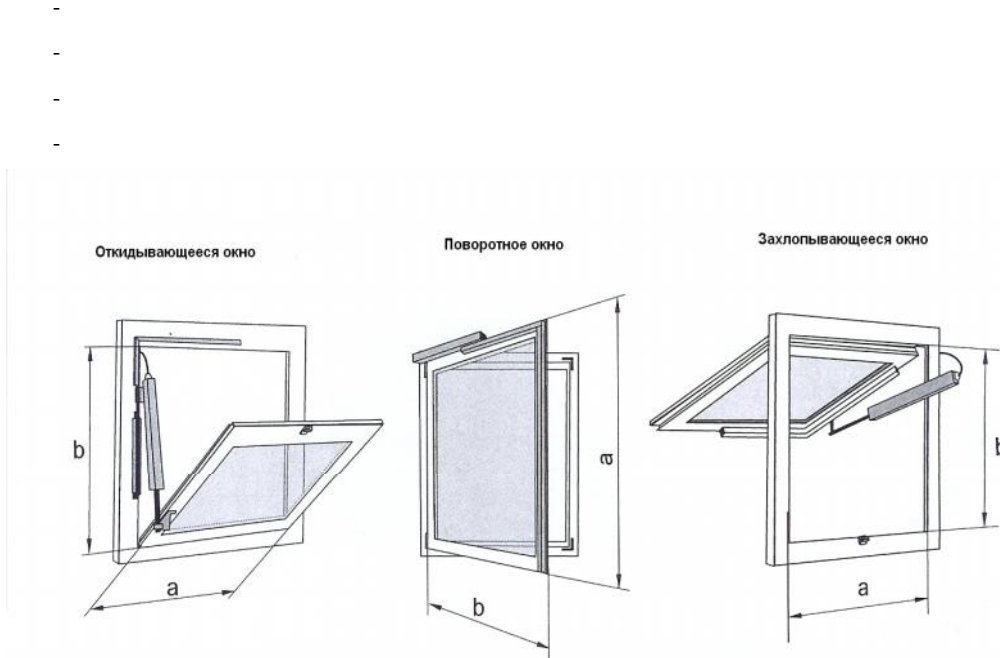
- 
- ✓
- ✓
- ✓
- ✓
- ✓

	OL 90N	OL 95	OL 100
, max.	170 mm	220 mm	260 mm
, max.	80 kg	60 kg	200 kg
min.	250 mm	350 mm	400 mm
, max.	30 kg/m <sup>2</sup>	30 kg/m <sup>2</sup>	140 kg/m <sup>2</sup>
min.	19 mm	21 mm	30 mm





OL 350 E, OL 360 E, OL 370 E \*  
RWA 100 E, RWA 105 E, RWA 110 E \*\*



OL -	OL 350 E	OL 370 E	OL 360 E
RWA -	RWA 100 E	RWA 105 E	RWA 110 E
***			

\*) - OL -350 E, 360 , 370  
230 V.  
24 V.

350 N,  
250 N

\*\*) - RWA 100 E, RWA 105 E, RWA 110 E  
24 V.

250 N,

\*\*\*) -





660 640

( ) ,

580.  
200

	600	620	640	660	680
( <sup>2</sup> ) /	1,5/3	1,5/3	1,5/3,3	1,65/3,3	1,65/3,3
( )					
	52	35	44	54	54
	27	25	35	35	35
( )	0-20	0-25	. 0-20 . 0-18	0-20	0-20
( )	86*50*269	51*29*262/28 7	62*40*373/42 3	86*50*478/57 3	86*50*687
( )	230/270	200 250	280 380	420 600	835



454036, . . . , 13  
: (351) 248-82-40, 793-99-29



628400, . . . , 27/1, " "  
( " " )  
. (3462)79-93-82, 51-77-85



250

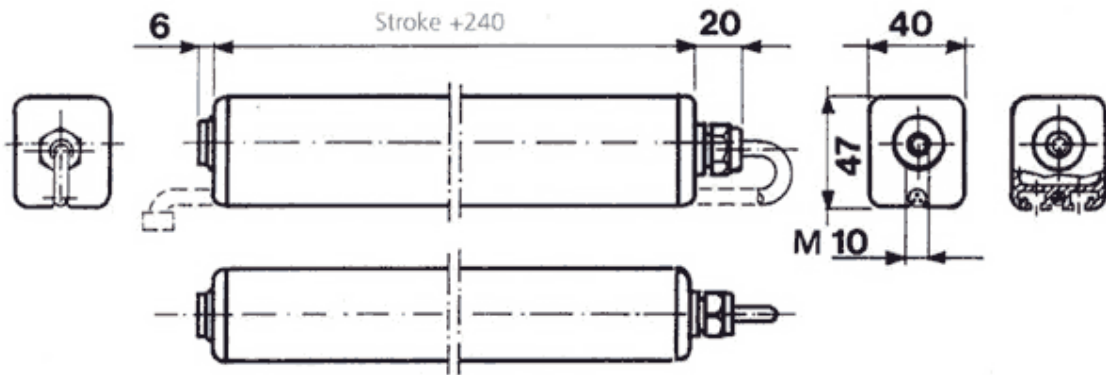
-  
-  
-  
-  
-  
-  
-  
-  
-  
-  
-  
-

( ) ,

40 \* 47

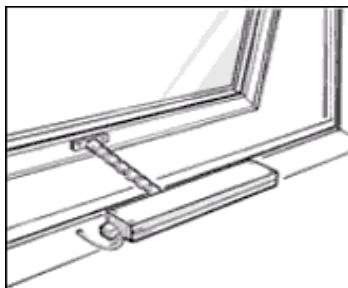
100 1000

( )



- OL 350 E, OL 360 E, OL 370 E
- OL ( ) ( )
- )

	OL 350 E, OL 360 E, OL 370 E	OL	
	++		+
	++	++	-
	+	++	+
	+	++	-
( )	-	-	++
	+	++	
	+	++	
			+
			+
	++	+	
-	++	++	++



RWA 100 E

E – 620 ( )



OL 100

E – 660

